



N E M O
"Preserving Life and Property"

TSUNAMI Presentation

WHAT IS A TSUNAMI??



- IS A GIANT OCEAN WAVE CAUSED BY SUBMARINE EARTHQUAKE, AN UNDERWATER OR COASTAL LANDSLIDE OR A VOLCANIC ERUPTION

How A Tsunami Forms & Moves

- An Earthquake occurs under the SEA
- Sea floor moves upwards/downwards/sideways
- Large body of water is displaced and moves outward from RAPTURE.
- Waves are barely 3 ft. high at origin
- Waves travels at over 500 MPH – Slows down and amplifies as they near COAST
- **THESE HIGH WAVES are your TSUNAMI**

"Kick-Em-Jenny" Grenada Marine Volcano



How You Know A Tsunami Is Coming After An Earthquake Occur

- LISTEN TO YOUR RADIO OR TV for ALERTS or WARNINGS from The PACIFIC Tsunami Center given by ONLY NEMO

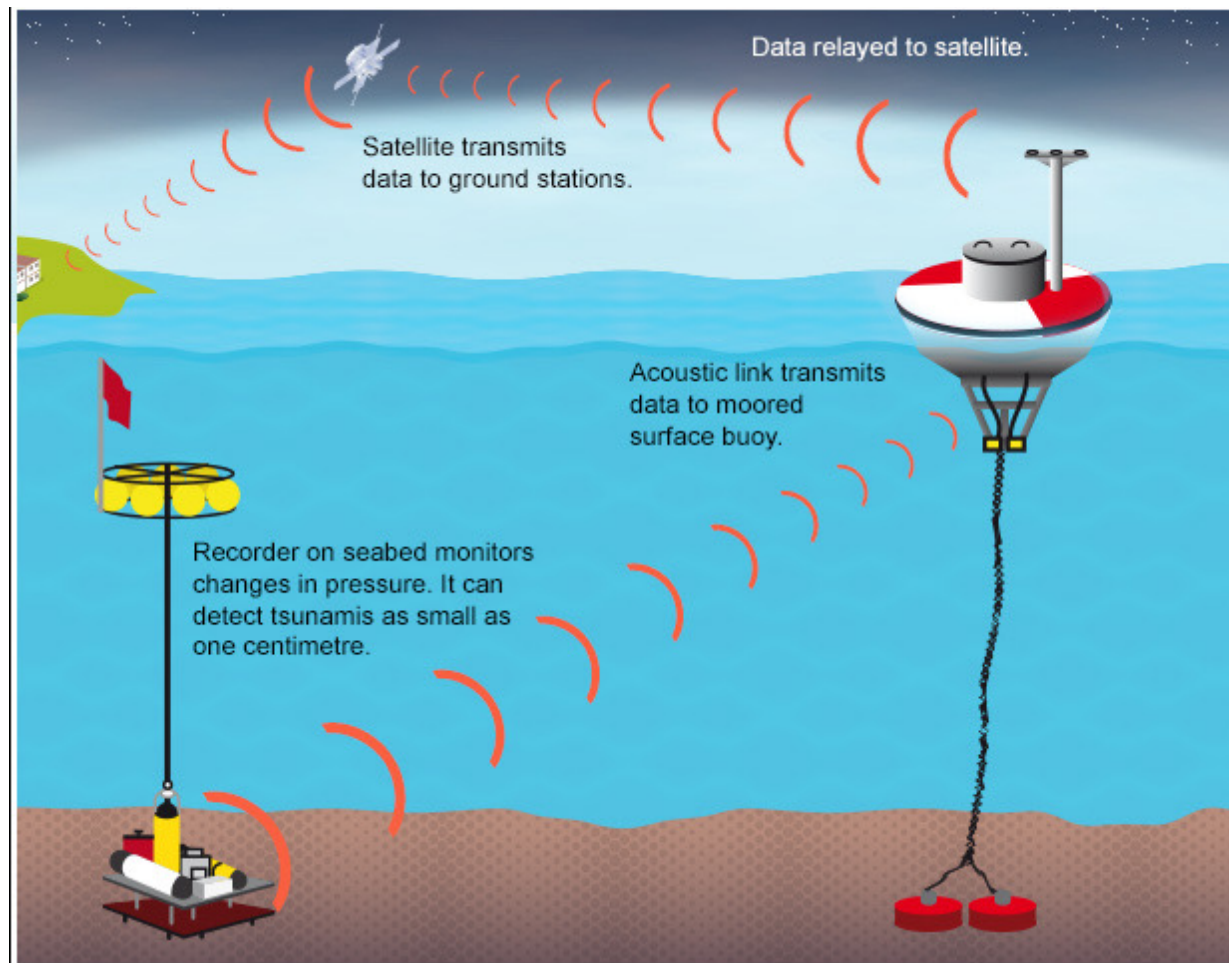
Pacific Tsunami Warning Center

- Established in 1949
(following 1946 tsunami)
- International center for Pacific Ocean since 1969
(following 1960 tsunami)
- Interim center for Indian Ocean 2005-2013
(following 2004 tsunami)
- Interim center for Caribbean Sea since 2007

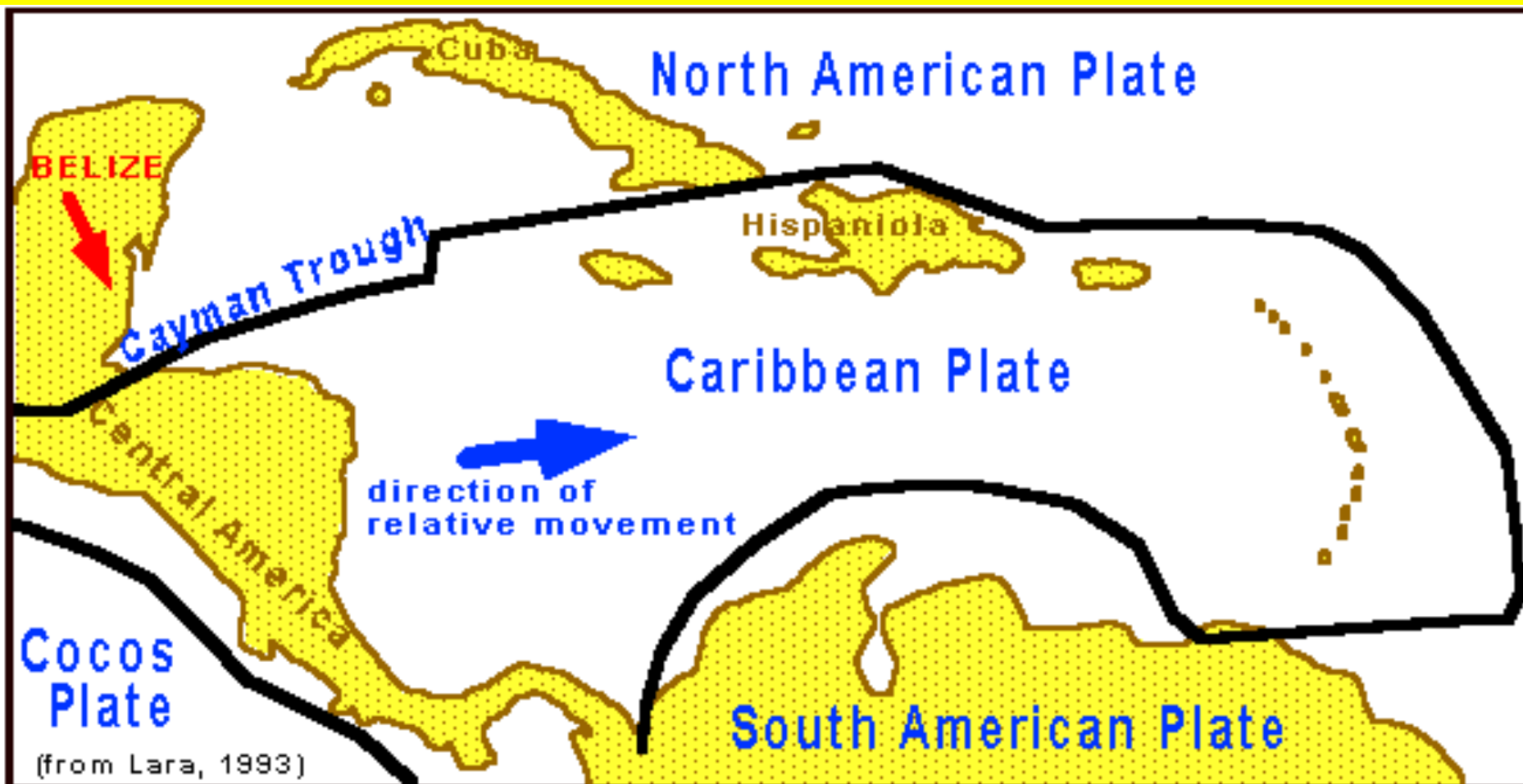
PTWC is moving to its new home on Ford Island, Pearl Harbor in 2014.



How You Know A Tsunami Is Coming After An Earthquake Occur

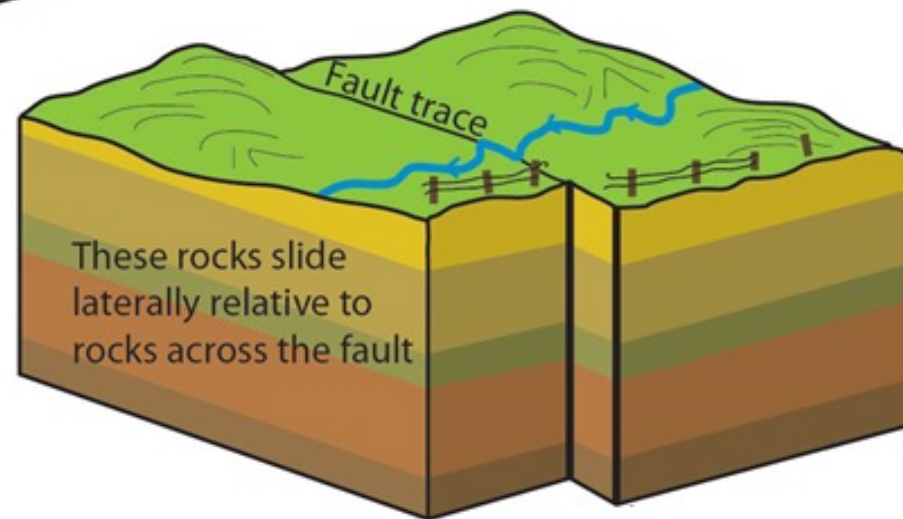
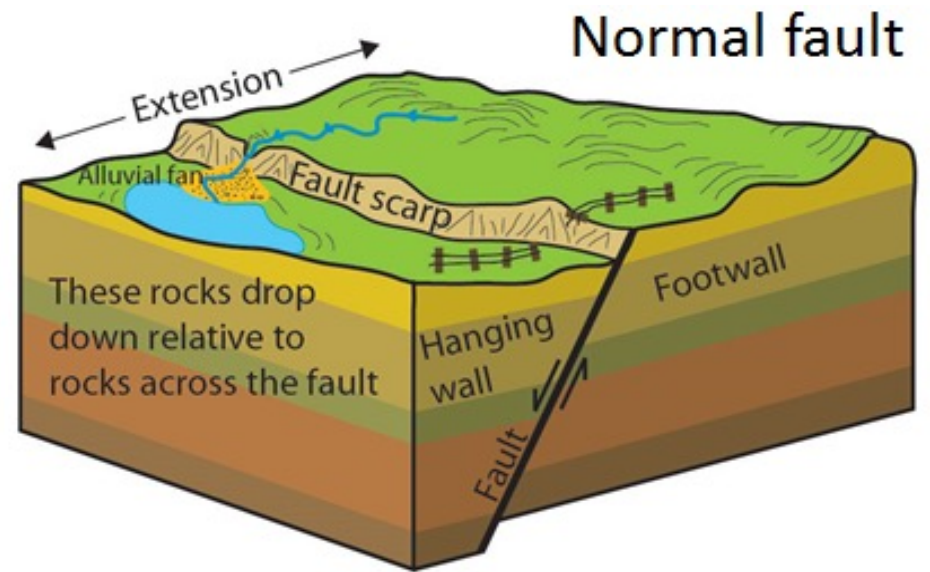
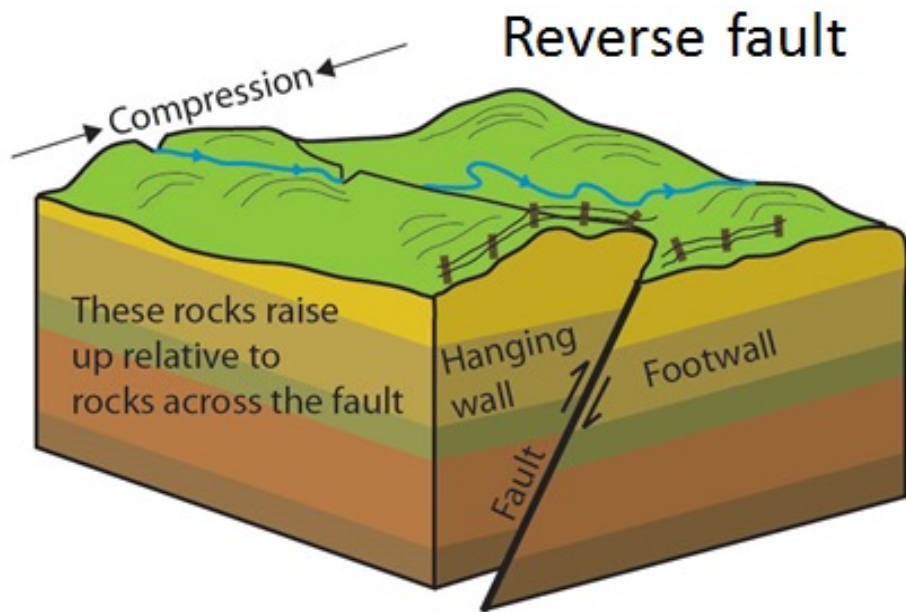


THE THREAT



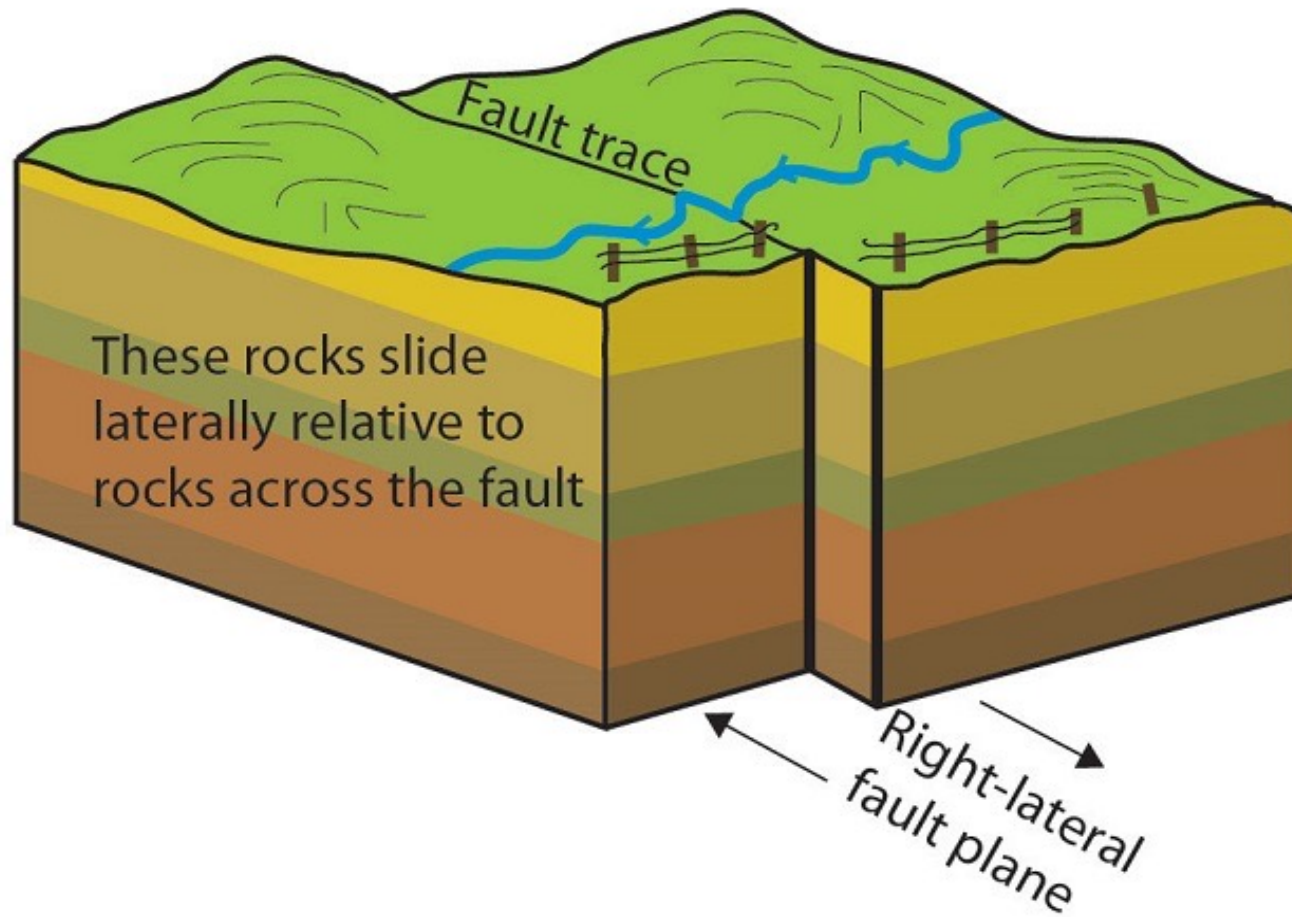
"Kick-Em-Jenny" Grenada Marine Volcano





Strike-slip fault

Belize lies near a Strike-Slip Fault

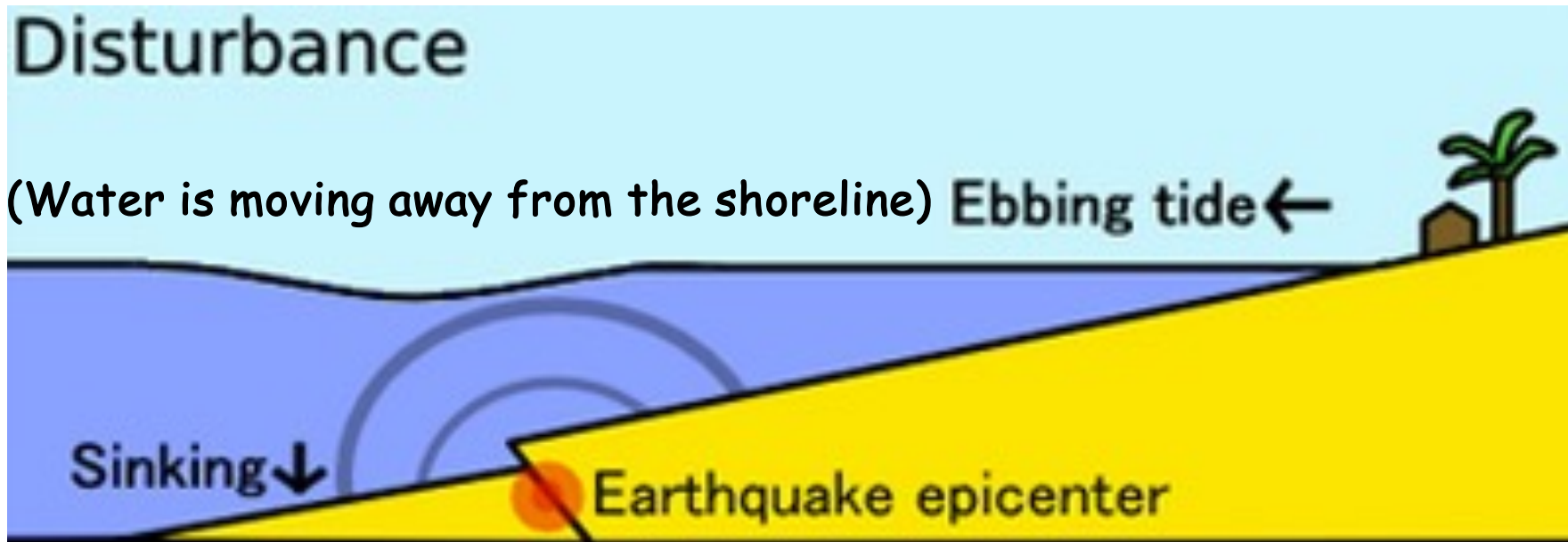


How You Know A Tsunami Is Coming After An Earthquake Occur

If YOU NEAR THE SEA and you noticed the Following after an heavy TREMOR:

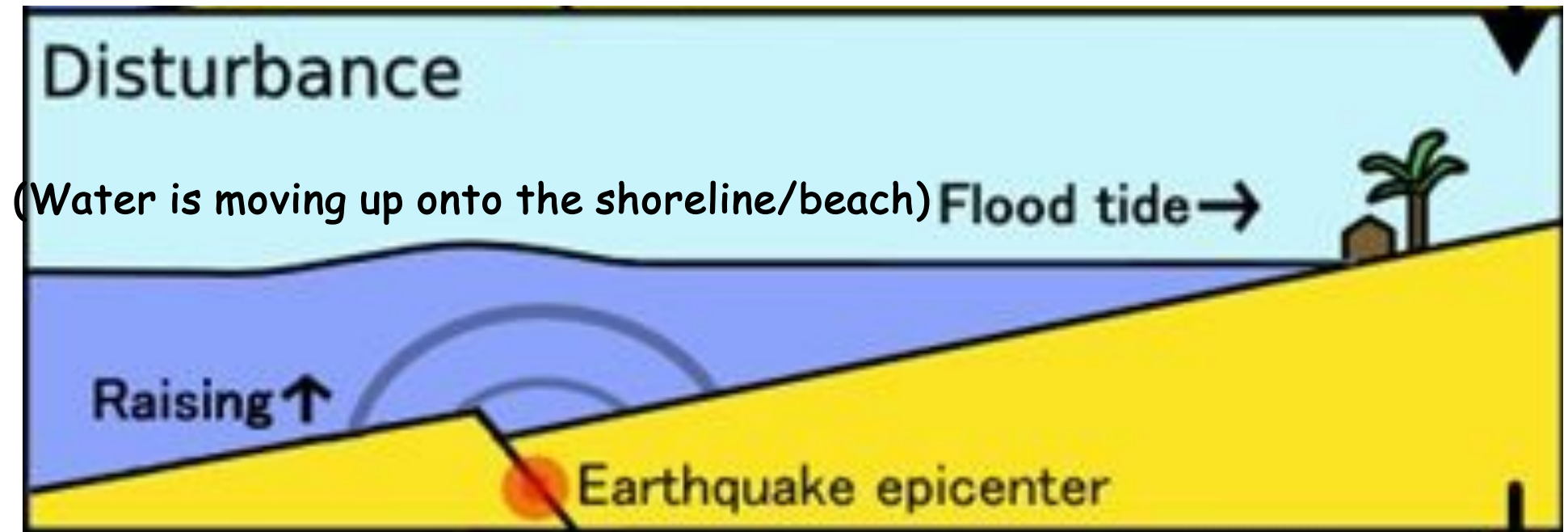
Disturbance

(Water is moving away from the shoreline) Ebbing tide ←



How You Know A Tsunami Is Coming After An Earthquake Occur

If YOU NEAR THE SEA and you noticed the Following after an heavy TREMOR:



ALERT

&

WARNING

ALERT

When YOU feel a Strong Tremor – IMMEDIATELY

- TURN on your TV or RADIO to listen if NEMO will issue an ALERT
- NEMO WILL IMMEDIATELY COMMUNICATE WITH ALL MEDIA SOURCES TO BEGIN TO BROADCAST ALERT using pre-draft BULLETINS
- ACTIVATE your individual FAMILY PLAN or AGENCY PLAN
- WAIT/KEEP LISTENING if the ALERT will be CANCELLED or if the ALERT will be upgraded to a WARNING

WARNING

IF A WARNING IS ISSUED BY NEMO IMMEDIATELY

- **LISTEN FOR SIRENS & LOUD HAULERS**
- **IMPLEMENT your individual FAMILY PLAN or AGENCY PLAN for EVACUATION**
- **EVACUATION may be advised to occur:**
 - **Upward, or**
 - **Outward**
- **Upward Evacuation may mean moving into the nearest 2 Storey Building (or higher)**
- **Outward Evacuation may mean going to nearest Evacuation Station or moving away in your own transport.**

This will be controlled by NEMO) for safe movement away using designated EVACUATION ROUTES and to designated SAFE LOCATIONS

WARNING

WHEN THE PACIFIC TSUNAMI WARNING CENTER detects a TSUNAMI threat:

- It **IMMEDIATELY** issues a warning to the National Met Service & NEMO
- This is **IMMEDIATELY** shared with the public via:
 - **Various Media Sources: Radio, TVs, Facebook,**
 - **Siren/Loud Hailers/Bull Horns on Fire Engines or Police Vehicles that will travel throughout your area: CONTINUOUSLY**

NOTE: SIREN & HORNS will BLAST CONTINUOUSLY & MESSAGES WILL BE REPEATED CONTINUOUSLY

- If your area **DO NOT** have **ANY** of the above – **Prearrange or preselected vehicles WILL CONTINUOUSLY HONK THEIR HORNS**

EVACUATION

EVACUATION

UPWARD:

- **Move upstairs or onto your ROOF if your home is STURDY (Built with cement).**
- **Go to a nearby NEIGHBOUR if their home is 2 Storey or higher and is built STURDY.**

EVACUATION

OUTWARD:

IF TIME PERMIT or IF ADVISED BY NEMO:

- **Get in your VEHICLE – Follow the prescribed DESIGNATED EVACUATION ROUTE and go to the nearest designated SAFE AREA.**
- **DO NOT RUSH – Follow the TRAFFIC RULES & BE PATIENT as your drive on the route.**
- **Follow guidance of the POLICE & Traffic Officers**

OR

- **Go to the nearest EVACUATION SITE – Where NEMO will have designated transportation to evacuate YOU to the nearest SAFE AREA**
- **Follow instructions at the EVACUATION SITE and when you arrive at the SAFE AREA.**

EVACUATION

- **KNOW THE SAFE BUILDINGS** you can go to – in your area.
- **KNOW THE EVACUATION ROUTES** – for your area.
- **KNOW THE DESIGNATED SAFE AREAS** – for your area

BEFORE leaving your home:

- **Turn off your GAS TANK**
- **Turn off your ELECTRICAL SOURCE**
- **Turn off your WATER SOURCE**



ANY QUESTION???



THANK YOU



CONTACTS

NEMO - 936

District: 614-8514

Asst District: 611-6903

Regional: 610-1733

Facebook: Nemo Belize Headquarters